

CLINTONVILLE PUBLIC LIBRARY

LIBRARY BOARD MEETING
AT CLINTONVILLE PUBLIC LIBRARY
75 Hemlock St., Clintonville, WI 54929
4:00 PM
THURSDAY APRIL 9, 2026

April 6, 2026

Brandon Braden
Jeanne Witt
Penny Leder
Mike Hankins

Troy Kuhn
Jeanine Supanich
Polly Goodell

Agenda

1. Call to Order; Roll Call
2. Approval of Agenda
3. Citizens Forum
4. Friends of the Library Report
5. Approval of Minutes from March 12, 2026
6. Approval of March Financial and Special Accounts Reports
7. Approval of April 2026 bills
8. Discussion of Librarian's Report
9. Presentation on OWLS-NLS Merger-Bradley Shipps, OWLS Director
10. Discussion/Possible Action on InfoSoup Advantage Collection Funding Proposal
11. Discussion/Possible Action on Hoopla
12. Discussion/Possible Action on Compassionate Connections Center Farmers Market Proposal
13. Set Next Meeting Day and Time
14. Adjourn

JS/jh

Posted: Clintonville City Hall, Clintonville Public Library, Community Center

Please note, upon reasonable notice, efforts will be made to accommodate the needs of disabled individuals through appropriate aids and services. For additional information or to request this service, contact Clintonville Public Library at 715-823-4563

AGENDA INFORMATION

April 6

Presentation on OWLS-NFLS Merger-Bradley Shipps, OWLS Director

Info: Bradley Shipps, OWLS Director, will be in attendance to talk about the OWLS-NLS (Nicolet Library System) merger.

Action: No action needed.

Discussion/Possible Action on InfoSoup Advantage Collection Funding Proposal (Pages 18-25)

Info: At last month's Automation Advisory Committee (AAC) meeting, Kristin Laufenberg, Consulting & Outreach Librarian at OWLS presented a proposal to have libraries fund the InfoSoup Advantage collection which is accessed via Libby. There are two documents in your packet; one is a document detailing information, background, and the proposal, while the other has the actual numbers. The funding proposal is an annual fee that will help purchase materials for the InfoSoup Advantage collection with the goal being to reduce wait times, meet the demand for digital titles, and to create a more equitable funding structure for digital titles.

This would start in 2027, with a vote taking place at the May AAC meeting to decide if we will go ahead with this proposal. As detailed, 2027 would have us pay only $\frac{1}{3}$ of the fee and 2028 would $\frac{2}{3}$ to help us ease into the full annual amount.

Action: I'm looking for approval of the proposal since this would be an added fee to our annual budget. I believe this is a great thing to help meet the demand of our digital users and ensure that we are playing our part in the collections growth.

Discussion/Possible Action on Hoopla (Page 26)

Info: In your packet is information regarding changes we can make to our Hoopla account to reduce the monthly costs. The biggest cost for Hoopla is audiobooks and with our recent March invoice, 249 audiobooks were circulated. In the email received from our Hoopla Rep., 94 of those audiobooks cost \$2.89, 57 cost \$2.99, and 19 cost \$3.99. Capping at \$2.84 would provide a significant savings using March as an example. Other options are lowering eBook price cap and/or lowering the number of borrows per month. I'm thinking of starting with audiobooks and see if we need to do more after that.

Action: I recommend lowering the dollar amount of titles available for audiobooks to \$2.84.

Discussion/Possible Action on Compassionate Connections Center Farmers Market Proposal (Page 27)

Info: Leah Wojnowiak and Hailee Paul of Compassionate Connections Center (CCC) met with me on March 18 to discuss the idea of having the Farmers Market in the Library's green space. The Farmers Market was run by the Chamber, but they passed it onto CCC. In your packet is their proposal for having it at the Library. The city attorney is working on drafting an agreement between the Library and CCC.

Action: I'm looking for approval to go ahead with drafting an agreement with CCC to do the Farmer's Market at the Library. The agreement would be up for approval at our May meeting.

Library Board Meeting
Minutes March 12, 2026

- 1) Roll taken. Present: Jeanne Witt, Jeanine Supanich, Polly Goodell, Penny Leder. Absent Mike Hankins, Troy Kuhn, Brandon Braden
- 2) Jeanne W motioned to approve agenda, Penny L. second. Motion passed
- 3) There were no citizens present
- 4) FOL report. \$565.00 raised from used book sales (stand sales included). It was mentioned again that the FOL would like Library board members to attend functions. They were inquiring if the library could create an extra meeting room that would have more space. Having study cubicles would be another thing they suggest. More specifics on the sizes of the rooms they were thinking of was requested.
- 5) Minutes of the last meeting - changes in the voting as Jeanine Supanich was absent and did not vote on the Special accounts report, but Jeanne Witt did. Motion to accept minutes with changes by Jeanne Witt, second by Penny Leder. Motion passes
- 6) Financial and Special accounts - The Carnegie grant went into the unrestricted funds account. Penny Leder motions to approve, Polly Goodell second. Roll taken. Passed
- 7) Approval of March 2026 bills for the amount of \$31,183.46 - motioned by Penny Leder, second by Jeanne Witt. Roll taken - passed
- 8) Librarians report - Staff knows what to do should ICE enter the building. Confirmed the OWLS scholarship.
- 9) In regards to rules of conduct, the staff is knowledgeable as to ask should an animal be brought in. To the overall rules, staff knows when they might have to ask a patron to leave if conduct is inappropriate. Motioned by Jeanne Witt, Penny Leder second. Motion passed.
- 10) It was discussed as to how to get patrons to use Libby more to reduce costs to Hoopla. 37 people currently max out their monthly loans on a regular basis. There may be some changes coming up on what we want to do with the rentals. More information coming next month.
- 11) Discussed the Trustee Essentials chapter 20 as a refresher. Nothing was changed in the chapter.
- 12) Next meeting April 9 at 4:00
- 13) Motion to adjourn by Polly Goodell, second by Penny Leder. Motion passed

**CLINTONVILLE PUBLIC LIBRARY
FINANCIAL STATEMENT
MARCH 2026**

EXPENDITURES							to date	March
ACCOUNT	ACCT	DESCRIPTION	MARCH	YTD	BUDGET	BALANCE	2026	2025
							% SPENT	% SPENT
204-55110-41- 1100		SALARIES - STAFF	17,550.82	60,714.38	227,843.00	167,128.62	27%	26%
204-55110-41- 1110		JANITOR SALARIES	1,187.94	3,938.79	19,679.00	15,740.21	20%	21%
204-55110-41- 1500		EMPLOYEE BENEFITS	5,690.32	23,303.87	85,037.00	61,733.13	27%	20%
		TOTAL SALARIES	24,429.08	87,957.04	332,559.00	244,601.96	26%	24%
204-55110-41- 2100		INFORMATION TECHNOLOGY	47.43	152.31	19,000.00	18,847.69	1%	3%
204-55110-41- 2250		TELEPHONE SERVICE	255.84	709.29	2,200.00	1,490.71	32%	15%
204-55110-41- 2260		GAS	1,689.24	1,689.24	4,200.00	2,510.76	40%	34%
204-55110-41- 2270		WATER AND ELECTRICITY	1,416.51	2,904.63	12,000.00	9,095.37	24%	25%
204-55110-41- 3110		POSTAGE	53.36	53.36	1,000.00	946.64	5%	79%
204-55110-41- 3112		COPIES	166.59	322.80	2,500.00	2,177.20	13%	6%
204-55110-41- 3122		STAFF DEVELOPMENT	0.00	50.00	2,000.00	1,950.00	3%	5%
204-55110-41- 3123		MAINTENANCE SUPPLIES	47.81	239.45	1,500.00	1,260.55	16%	5%
204-55110-41- 3150		OFFICE SUPPLIES	306.47	451.47	3,000.00	2,548.53	15%	15%
204-55110-41- 3260		SUBSCRIPTIONS & PERIODICAL	88.97	88.97	150.00	61.03	59%	33%
204-55110-41- 3261		MARKETING	0.00	0.00	0.00	0.00	0%	0%
204-55110-41- 3269		BOOKS - ADULT	1,414.60	2,348.49	14,545.00	12,196.51	16%	15%
204-55110-41- 3270		BOOKS - JUVENILE	138.67	1,309.30	14,545.00	13,235.70	9%	13%
204-55110-41- 3272		eCONTENT	747.50	3,181.20	9,000.00	5,818.80	35%	38%
204-55110-41- 3280		PROGRAMS	832.23	1,235.35	3,000.00	1,764.65	41%	26%
204-55110-41- 3285		FINE ARTS & AV - ADULT	283.58	551.15	3,500.00	2,948.85	16%	13%
204-55110-41- 3286		FINE ARTS & AV - JUVENILE	19.96	98.94	3,000.00	2,901.06	3%	5%
204-55110-41- 3310		TRAVEL & TRAINING EXPENSES	0.00	751.09	1,500.00	748.91	50%	33%
204-55110-41- 3490		OTHER OPERATING EXPENSES	100.48	940.26	1,200.00	259.74	78%	8%
204-55110-41- 3560		BUILDING REPAIR/MAINTENANC	0.00	288.50	5,000.00	4,711.50	6%	47%
204-55110-41- 5110		INSURANCE ON BUILDINGS	4,650.98	4,650.98	4,633.00	(17.98)	100%	97%
204-55110-41- 5130		INSURANCE-GEN. LIABILITY	856.89	856.89	1,644.00	787.11	52%	59%
		SUBTOTAL	13,117.11	22,016.78	109,117.00	86,243.33	20%	21%
		TOTAL OPERATING EXPENSES	37,546.19	109,973.82	441,676.00	331,702.18	25%	23%
CAPITAL FUND								
401-57610-41- 8102		COMPUTER & EQUIPMENT	0.00	0.00	0.00	0.00	0%	0%
401-57610-41- 8103		OFFICE FURNITURE & EQUIPME	0.00	0.00	0.00	0.00	0%	0%
401-57610-41- 8200		CAPITAL IMPROVEMENTS	0.00	0.00	0.00	0.00	0%	0%
		SUBTOTAL	0.00	0.00	0.00	0.00	0%	0%
		TOTAL EXPENDITURES	37,546.19	109,973.82	441,676.00	331,702.18	25%	23%
REVENUE							to date	to date
ACCOUNT	ACCT	DESCRIPTION	MARCH	YTD	BUDGET	BALANCE	2026	2025
							% REC'D	% REC'D
204-41110-41		GENERAL PROPERTY TAXES	0.00	0.00	244,017.00	(244,017.00)	0%	0%
204-43790-41		OWLS SUPPORT	108,217.50	108,217.50	184,209.00	(75,991.50)	59%	0%
204-46710-41		LIBRARY FEES	36.00	224.47	750.00	(525.53)	30%	32%
204-46711-41		COPY MACHINE REVENUE	444.27	1,055.31	4,000.00	(2,944.69)	26%	27%
204-48110-41		INTEREST ON INVESTMENTS	0.00	0.00	0.00	0.00	0%	0%
204-48900-41		MISCELLANEOUS REVENUE	283.00	469.05	8,700.00	(8,230.95)	5%	0%
204-49300-41		FUND BALANCE APPLIED	0.00	0.00	0.00	0.00	0%	0%
		SUBTOTAL	108,980.77	109,966.33	441,676.00	(331,709.67)	25%	0%
		TOTAL REVENUE	108,980.77	109,966.33	441,676.00	(331,709.67)	25%	0%

**CLINTONVILLE PUBLIC LIBRARY
SPECIAL ACCOUNTS REPORT
AS OF MARCH 31, 2026**

204-41-ACCOUNT DESCRIPTION	MARCH	CURRENT BALANCE	INTEREST YTD	12/31/2025 BALANCE
204 FUND CARRYOVER FROM PREVIOUS YEAR		87,106		92,355
EXCESS BUDGET REVENUE/FUND CARRYOVER SPENT		0		-5,249
TOTAL 204 FUND BALANCE		87,106		87,106

805-41-ACCOUNT DESCRIPTION	MARCH	CURRENT BALANCE	INTEREST YTD	12/31/2025 BALANCE
CDS				
6501084081 Gift & Memorial CD due 9/5/2026 First State Bank 3.80%				
Miller	0.00	1,571.95	57.65	1,514.30
Gift & Memorial	0.00	14,658.78	421.12	14,237.66
Gift & Memorial CD Balance	0.00	16,230.73		15,751.96
6501084096 Mantin Savings CD due 9/5/2026 First State Bank 3.80%	0.00	13,406.55	395.46	13,011.09
6501084066 Combined CD due 9/5/2026 at First State Bank 3.80%				
Thompson	0.00	13,712.69	794.25	12,918.44
Schultz	0.00	36,043.01	2,094.48	33,948.53
Mantin	0.00	14,023.44	811.47	13,211.97
OES	0.00	13,906.91	807.11	13,099.80
Combined CD Balance	0.00	77,686.05		73,178.74

BILLINGS ESTATE DONATION				
6501084075 CD due 9/5/2026 First State Bank 3.80%	0.00	239,816.49	7,074.06	232,742.43
6501084072 Billings CD due 9/5/2026 First State Bank 3.80%	0.00	221,466.61	6,532.77	214,933.84
Total Billings Estate Donation	0.00	461,283.10		447,676.27

SAVINGS ACCOUNT (Mantin Funds) at Fox Communities				
120574 BALANCE - JANUARY 1		2,272.46		2,271.33
INTEREST RECEIVED	0.00	0.00	0.00	1.13
OTHER REVENUE	0.00	0.00	0.00	0.00
SUBTOTAL	0.00	2,272.46	0.00	2,272.46
EXPENDITURES	0.00	0.00	0.00	0.00
SAVINGS ACCOUNT BALANCE		2,272.46		2,272.46
BANK BALANCE SUBTOTAL		570,878.89		551,890.52

GIFT & MEMORIAL ACCOUNT				
BALANCE - JANUARY 1		21,828.73		22,583.02
805-48500-41 DONATIONS/CONTRIBUTIONS*	0.00	10,150.00		150.00
805- SUBTOTAL		31,978.73		22,733.02
55110-41-3492 EXPENDITURES**	0.00	0.00		904.29
SUBTOTAL		31,978.73		21,828.73
TOTAL 805 FUND BALANCE		602,857.62		573,719.25

GIFT & MEMORIAL ACCOUNT DETAIL				
805-48500-41 *DONATIONS/CONTRIBUTIONS	MARCH			
		0.00		
		0.00		
		0.00		
TOTAL DONATIONS		0.00		

805-				
55110-41-3492 **EXPENDITURES		0.00		
		0.00		
		0.00		
		0.00		
		0.00		
		0.00		
		0.00		
TOTAL EXPENDITURES		0.00		

TOTAL 204 & 805 LIBRARY FUND BALANCE **689,963.62** **660,825.32**

CLINTONVILLE PUBLIC LIBRARY
MONTHLY TRANSACTIONS
APRIL 2026

This is to certify that the expenditures listed in this document are duly authorized for payment at a regular meeting of the Board of Trustees held on April 9, 2026

RECEIPTS

204-41110-41	GENERAL PROPERTY TAXES	0.00
204-43790-41	OWLS SUPPORT	108,217.50
204-46710-42	LIBRARY FEES - March	58.95
204-46710-42	LIBRARY FEES - April to date	50.90
204-46711-42	COPY MACHINE REVENUE - March	347.49
204-46711-42	COPY MACHINE REVENUE - April to date	59.48
204-48900-41	MISCELLANEOUS REVENUE	
204-48900-41	TOTAL MISCELLANEOUS REVENUE	0.00
	204 ACCOUNTS SUBTOTAL	108,734.32
401-57610-41-	CAPITAL FUND	0.00
	TOTAL REVENUE	108,734.32

EXPENDITURES

204-55110-41-		
1100 SALARIES-STAFF		
Staff	March salaries	17,550.82 *
1100 SALARIES-STAFF	TOTAL	17,550.82
1110 SALARIES-MAINTENANCE		
Maintenance staff	March salaries	1,187.94 *
1110 SALARIES-MAINTENANCE	TOTAL	1,187.94
1500 EMPLOYEE BENEFITS		
Total staff	March benefits	5,690.32 *
1500 EMPLOYEE BENEFITS	TOTAL	5,690.32
2100 COMPUTER EXPENSES		
Integrated Solutions	Content on City website	47.43
Outagamie Waupaca Library System	2026 OWLSnet Membership Fee	16,224.00
2100 COMPUTER EXPENSES	TOTAL	16,271.43
2250 TELEPHONE		
Spectrum	March bill	49.65 *
2250 TELEPHONE	TOTAL	49.65
2260 GAS		
We Energies	March bill	806.15 *
2260 GAS	TOTAL	806.15
2270 WATER & ELECTRICITY		
Clintonville Utilities	March bill	1,254.31 *
2270 WATER & ELECTRICITY	TOTAL	1,254.31
3110 POSTAGE		
Apple Books	postage - children's books	74.30
3110 POSTAGE	TOTAL	74.30
3112 COPIES		
James Imaging Systems	Copier Lease & Usage	208.76
3112 COPIES	TOTAL	208.76
3122 STAFF DEVELOPMENT		
3122 STAFF DEVELOPMENT	TOTAL	0.00

3123 MAINTENANCE SUPPLIES

Amazon	Water Fountain Regulator & Tool	42.74
Amazon	Color Paper	24.86
Parks & Rec	Garbage Bags, Gloves, Glass Cleaner	26.82
3123 MAINTENANCE SUPPLIES	TOTAL	94.42

3150 OFFICE SUPPLIES

Amazon	Storage Bags & Contact Paper	114.39
Amazon	Coffee Cups	82.56
ELM USA Inc.	Disc Cleaner machine usage	25.00
3150 OFFICE SUPPLIES	TOTAL	221.95

3260 SUBSCRIPTIONS & PERIODICALS

Cardmember Service	subscription-HGTV Magazine		49.97
3260 SUBSCRIPTIONS & PERIODICALS		TOTAL	49.97

3261 MARKETING

3261 MARKETING		TOTAL	0.00
----------------	--	-------	------

3269 BOOKS-ADULT

Amazon	adult books		106.96
Amazon	adult books		13.79
Amazon	adult books		202.05
Amazon	adult books		106.42
Amazon	adult books		131.98
Amazon	adult books		67.93
Amazon	adult books		224.33
Amazon	adult books		30.78
Gale Cengage	Large print books		92.22
Gale Cengage	Large print books		81.72
Gale Cengage	Large print books		75.00
Gale Cengage	Large print books		30.74
Gale Cengage	Large print books		26.99
3269 BOOKS-ADULT		TOTAL	1,190.91

3270 BOOKS-JUVENILE

Amazon	children's books		12.34
Amazon	children's books		73.39
Amazon	children's books		45.86
Apple Books	children's books		1,805.06
Apple Books	children's books		52.41
The Penworthy Company LLC	children's books		2,017.02
The Penworthy Company LLC	credit		-100.00
3270 BOOKS-JUVENILE		TOTAL	3,906.08

3272 eCONTENT

Midwest Tape	Hoopla		802.70
3272 eCONTENT		TOTAL	802.70

3280 PROGRAMS

Amazon	Program Supplies		18.97 MR
Amazon	Program Supplies		9.98 MR
Amazon	Summer Art Program Supplies		50.25 MR
Amazon	Trivia Games		29.68
Tadych's Marketplace Foods	Tortoise Food & Program Supplies		10.16 MR
Tadych's Marketplace Foods	Teen Program Supplies		22.50 MR
Tadych's Marketplace Foods	Tortoise Food		3.78 MR
Tadych's Marketplace Foods	Tortoise Food		3.73 MR
3280 CHILDREN'S PROGRAMS		TOTAL	149.05

3285 A/V MATERIALS-ADULT

Amazon	movies		82.90
Amazon	movies		55.87
Amazon	movies		126.74
Amazon	movie		22.96
3285 A/V MATERIALS-ADULT		TOTAL	288.47

3286 A/V MATERIALS-JUVENILE

Amazon	movies		17.95
Amazon	movies		44.91
3286 A/V MATERIALS-JUVENILE		TOTAL	62.86

3310 TRAVEL & TRAINING EXPENSES

3310 TRAVEL & TRAINING EXPENSES		TOTAL	0.00
---------------------------------	--	-------	------

3490 OTHER EXPENSES

Amazon	Radon Detector	159.99 MR
GFL Environmental	Garbage Service	22.50
WI DNR	State Park Passes	90.00 MR
3490 OTHER EXPENSES	TOTAL	272.49

3560 BUILDING REPAIR/MAINTENANCE

Automated Comfort Controls	Preventative Maintenance Contract	1,123.50
Automated Comfort Controls	Preventative Maintenance Materials	79.38
Entrance Technologies	Front Door Repair	240.00
Krueger's Sign & Electric, Inc.	Solder Handicap Door Control	127.50
3560 BUILDING REPAIR/MAINTENANCE	TOTAL	1,570.38

5110 INSURANCE ON BUILDINGS

Municipal Property Insurance Company	Municipal Property Insurance	4,633.00
McClone	Building/Property Insurance	17.98
5110 INSURANCE ON BUILDINGS	TOTAL	4,650.98

5130 INSURANCE - GENERAL LIABILITY

McClone	General Liability Insurance	258.84
Municipal Property Insurance Company	Equipment Breakdown and Business Income	598.05
5110 INSURANCE - GENERAL LIABILITY	TOTAL	856.89

204-55110-41 ACCOUNTS TOTAL 56,612.78

GIFT & MEMORIAL ACCOUNT (805-55110-41-3492)

GIFT & MEMORIAL ACCOUNT	TOTAL	0.00
-------------------------	-------	------

COMPUTERS & EQUIPMENT (401-57610-41-8102)

COMPUTERS & EQUIPMENT	TOTAL	0.00
-----------------------	-------	------

OFFICE FURNITURE & EQUIPMENT (401-57610-41-8103)

OFFICE FURNITURE & EQUIPMENT	TOTAL	0.00
------------------------------	-------	------

CAPITAL IMPROVEMENTS (401-57610-41-8200)

CAPITAL IMPROVEMENTS	TOTAL	0.00
----------------------	-------	------

*prepaid **additional bill

***adjusted amount MR=Miscellaneous Revenue

GRAND TOTAL 56,612.78

CLINTONVILLE PUBLIC LIBRARY
MONTHLY REPORTS
APRIL 2026

JAMIE HEIN, LIBRARY DIRECTOR'S REPORT:

AAC Meeting

I attended the OWLSnet Automation Advisory Committee meeting on Friday, March 13. The main point of discussion was on the InfoSoup Advantage Funding Proposal. Otherwise, we got updates related to Polaris, the new automation system OWLSnet is migrating to in August of this year.

Library Closures

The Library was closed on Monday, March 16 due to snow from Blizzard Elsa and closed early on Thursday, April 2 due to the power outage.

Compassionate Connections Center Collaboration

On Wednesday, March 18, Leah Wojnowiak and Hailee Paul of Compassionate Connections Center approached me about having the Farmer's Market located on our green space. The documentation they provided is included in your packet. I felt that this was a partnership worth pursuing and Jeanine and I met to discuss further on Tuesday, March 24. Additionally, I talked with the city attorney about drawing up an agreement for the Farmer's Market.

Hoopla Rep Meeting

I met with our representative for Hoopla, Zoe Lyons, on Monday, March 23. I talked to Zoe about the increasing costs for Hoopla, the funding proposal for Overdrive coming up, and ways we could mitigate our costs. She pointed out that there are a couple of different ways to help mitigate costs (such as lowering borrow amount, lowering dollar amount of available titles) but that these actions are short term in regards to increased usage of digital titles.

Tammy Elliott Presentation

WBAY's Tammy Elliott presented on scams affecting people on Thursday, March 26. This event was funded and organized by the Friends of the Library. There were 42 people in attendance for the presentation.

Radon Detector & State Park Passes

The Friends of the Library provided funding for state park passes and a radon detector. There was a patron who asked if we checked out such devices and from that conversation, I decided to look into getting one. Brown County Library has several of these devices that are quite popular. Patrons have been asking about state park passes recently since we used to have passes before running out last year.

PLA Conference

Ashley and I attended the Public Library Association (PLA) Conference in Minneapolis from March 31-April 3. There were a lot of great speakers, sessions, and exhibits to see. Additionally, it was great to connect with librarians across the country and see lots of Wisconsin folks too!

YOUTH SERVICES MARCH 2026 REPORT



Read Across America Day!

We held our annual Read Across America party on Monday March 2nd this year and had a great turnout! 42 grown ups and their 63 kiddos came out to celebrate with us and watch a magic comedy show by Jim Lenz the "Magic and Science Guy." We learned about gravity, vacuums, optical illusions, weight dispersal and so much more! And we got to see some super cool magic tricks, including one of the audience members levitating! We celebrated with cake and ice cream after the performance and every child got to take a brand new book home to keep. I love doing these events - it's such a great way to bring our community together to celebrate our love of reading.

School Visits

This month, I visited the elementary school kindergarten classes to do a Spring themed storytime! I spoke a little about the library and then we talked about what happens in the springtime and read 3 spring books, including "Spring Stinks" (a Bruce the bear book, which is one of my favorites and always gets a few laughs). We sang a hello song with the ukulele, and a dandelion song and pretended to be sprouting dandelions. I look forward to having the kindergarteners visit the library next month as well.



Program Numbers

Storytimes: 157 kids, 48 adults
DIY Crafts: 30 kids, 13 adults
Lego club: 26 kids, 9 adults
ASA: 12 kids, 1 adult
Games: 47 kids, 4 adults
Fictional friend: 199 kids, 1 adult
St. Martin's visits: 184 kids, 16 adults
Teen night: 9 kids

ASHLEY BORMAN, TECHNICAL SERVICES LIBRARIAN'S REPORT:

I've been working on cleaning up records in our library system this month. This will make transferring data a little easier when we switch to our new system later this year.

I continue to work on the obituary index as I have time.

I attended a couple of webinars and as always, I continue to purchase, catalog, and process materials.

I created advertising and put up flyers around town for our new programs, a craft swap and weekly bingo. Information is also on our website and will be posted on Facebook as it gets closer.

March-April

Jamie and I went to Minneapolis for the PLA (Public Library Association) Conference March 31-April 3. This conference brings together people from all over the country to learn and collaborate about all things public library related. I met some new people, attended some sessions on a variety of topics, and spent some time talking to vendors in the exhibit hall, where I also picked up some new books for the library. 😊

March Programs

Our March Craft was beaded succulents. We had 6 people for crafting and handed out 4 take home kits with the leftover materials.

Upcoming Programs

April 9, 16, 23, 30, 1 pm – Bingo

April 9, 6pm: Adult Crafting – Garden Signs

April 13-21 – Craft Supplies Swap Donations Accepted

April 22-23 – Craft Swap Pick-Up Days

May 7, 14, 21, 28, 1pm -- Bingo

May 7 6pm – Adult Crafting – paint marker decorated tea towels

UPCOMING WORKSHOPS, MEETINGS, & CLASSES:

- None to report.

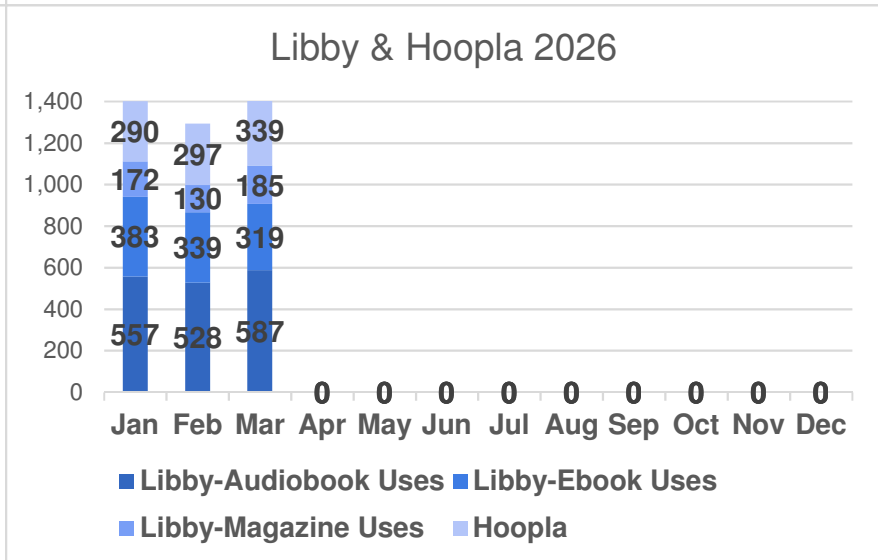
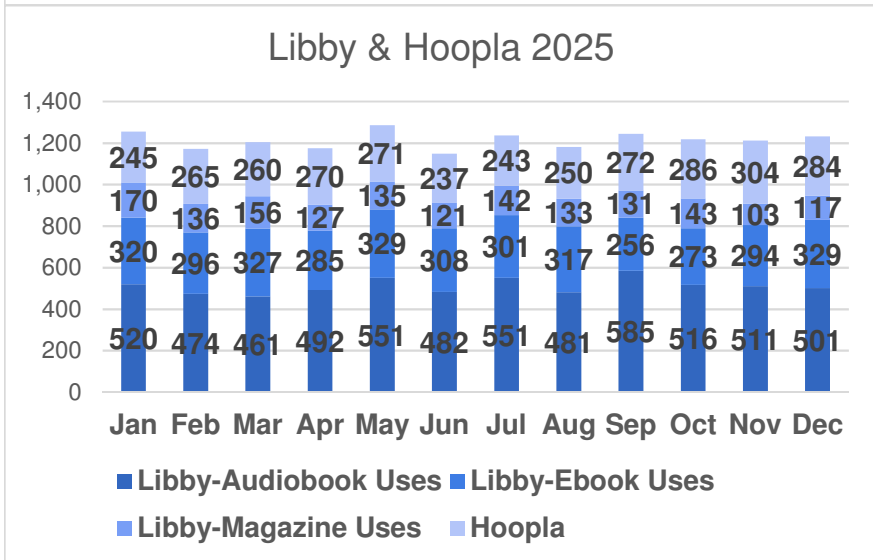
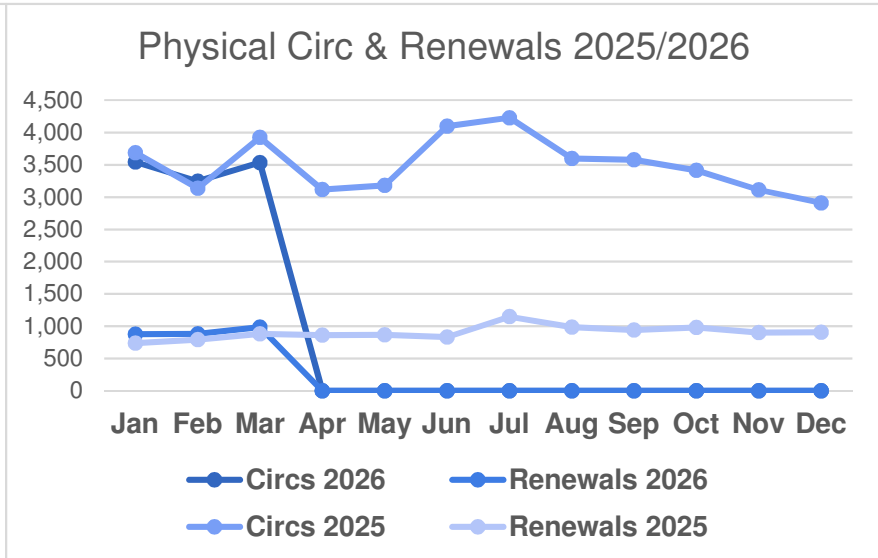
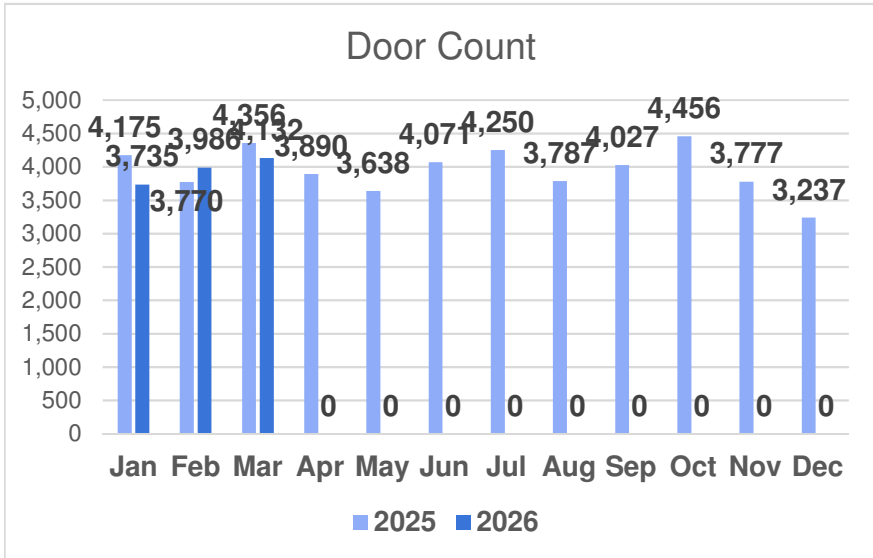
GIFTS AND MEMORIALS:

The following individuals and organizations donated funds to the Library:

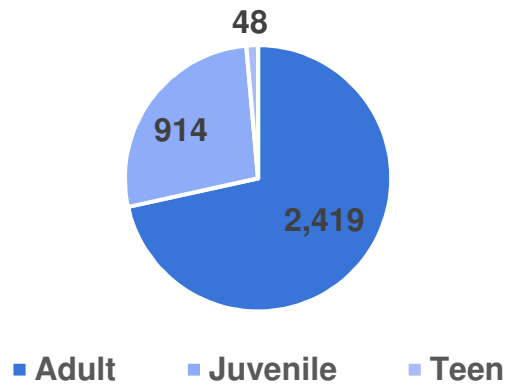
- None to report.

CLINTONVILLE PUBLIC LIBRARY													month	to date	month										13
2026 MONTHLY ACTIVITIES REPORT													2025	2026	2025	2024	2023	2022	2021	2020	2019	2018	2017	2016	2015
	Jan	Feb	Mar	Apr	May	Jun	Jul	Aug	Sep	Oct	Nov	Dec	Feb												
Days open	26	24	25	0	0	0	0	0	0	0	0	0	23	75	49	296	302	285	250	179	301	302	303	304	302
DOOR COUNT																									
Door count	3,735	3,986	4,132	0	0	0	0	0	0	0	0	0	3,770	11,853	7,945	54,892	53,021	41,924	17,094	18,387	80,656	78,764	79,106	84,369	84,469
Avg per day open	144	166	165										164	158	162	185	176	147	68	103	268	261	261	278	280
CIRCULATION																									
Circs	3,543	3,245	3,533	0	0	0	0	0	0	0	0	0	3,137	10,321	6,825	43,590	42,867	39,508	26,127	22,410	61,388	68,751	73,866	79,700	78,394
Renewals	878	881	986	0	0	0	0	0	0	0	0	0	794	2,745	1,534	9,980	8,252	8,268	6,623	7,526	19,020	20,472	20,325	20,331	19,543
Subtotal Circulation	4,421	4,126	4,519	0	0	0	0	0	0	0	0	0	3,931	13,066	8,359	53,570	51,119	47,776	32,750	29,936	80,408	89,223	94,191	100,031	97,937
Avg circ per day open	170	172	181										171	174	171	181	169	168	131	167	267	295	313	329	324
Overdrive-Audiobook Uses	557	528	587	0	0	0	0	0	0	0	0	0	474	1,672	994	4,689	4,614	4,869	4,002	3,555	3,171	2,361	1,914	1,641	1,439
Overdrive-Ebook Uses	383	339	319	0	0	0	0	0	0	0	0	0	296	1,041	616	3,791	3,747	4,182	3,742	4,355	3,124	2,861	3,136	3,100	2,893
Overdrive-Magazine Uses	172	130	185	0	0	0	0	0	0	0	0	0	136	487	306	1,324	1,206	509	166	339	378	n/a	n/a	n/a	n/a
Hoopla	290	297	339	0	0	0	0	0	0	0	0	0	265	926	510	2,516	2,138	1,582	1,313	1,660	1,432	1,124	697	n/a	n/a
Total Circulation	5,823	5,420	5,949	0	0	0	0	0	0	0	0	0	5,102	17,192	10,785	65,890	62,824	58,918	41,973	40,296	88,513	95,569	99,938	104,864	102,269
INTERLIBRARY LOAN																									
Total loaned	2,237	2,048	2,109	0	0	0	0	0	0	0	0	0	2,281	6,394	4,614	25,111	29,086	29,124	24,414	14,565	32,480	33,304	35,627	34,944	29,908
Total borrowed	1,087	991	1,238	0	0	0	0	0	0	0	0	0	799	3,316	1,785	11,793	11,199	11,087	9,911	8,494	17,913	19,708	21,559	22,876	22,268
Net	1,150	1,057	871										1,482	3,078	2,829	13,318	17,887	18,037	14,503	6,071	14,567	13,596	14,068	12,068	7,640
REGISTERED BORROWERS																									
	1st Q	%	2nd Q	%	3rd Q	%	4th Q	%																	
Adult	2,419	71%											2,585	2,441	2,585	2,585	2,911	2,916	2,988	2,941	3,577	3,807		3,973	4,326
Juvenile	914	28%											1,150	981	1,150	1,150	1,344	1,308	1,358	1,349	1,743	1,873		1,961	2,032
Teen	48	1%																							
Total borrowers	3,418												3,769	3,461	3,769	3,769	4,301	4,263	4,397	4,342	5,370	5,710		5,963	6,390
Resident	1,888	55%											2,039	1,895	2,039	2,039	2,400	2,299	2,441	2,395	2,851	2,968		3,080	3,218
Nonresident	1,530	45%											1,730	1,566	1,730	1,730	1,901	1,964	1,956	1,947	2,519	2,742		2,883	3,172
PROGRAMMING																									
Adult programs in library	2	3	3	0	0	0	0	0	0	0	0	0	2	8	4	27	27	49	55	27	37	25	37	56	30
Attendance	9	53	51	0	0	0	0	0	0	0	0	0	3	113	15	260	234	4,411	8,820	1,989	196	129	255	279	181
Adult outreach programs	2	1	2	0	0	0	0	0	0	0	0	0	0	5	3	13	0	1	1	16	5	0	0	0	0
Attendance	21	7	17	0	0	0	0	0	0	0	0	0	0	45	15	141	0	40	46	218	166	0	0	0	0
Teen programs in library	1	1	1	0	0	0	0	0	0	0	0	0	3	3	6	26	22	4	0	30	89	38	12	19	14
Attendance	9	11	9	0	0	0	0	0	0	0	0	0	69	29	105	485	331	67	0	1,303	529	282	61	107	86
Juvenile programs in library	20	18	25	0	0	0	0	0	0	0	0	0	8	63	17	103	56	31	27	146	383	308	245	248	265
Attendance	537	492	641	0	0	0	0	0	0	0	0	0	564	1,670	979	9,028	3,298	1,068	1,028	10,528	6,803	5,914	5,378	5,742	5,594
Juvenile outreach programs	1	1	2	0	0	0	0	0	0	0	0	0	2	4	3	12	13	32	2	22	121	70	65	86	84
Attendance	35	41	108	0	0	0	0	0	0	0	0	0	38	184	70	1,039	2,263	2,016	303	324	1,988	1,393	985	1,290	1,187
General Interest programs	0	0	1	0	0	0	0	0	0	0	0	0	0	1	0										
Attendance	0	0	105	0	0	0	0	0	0	0	0	0	0	105	0										
Total programs	26	24	33	0	0	0	0	0	0	0	0	0	15	83	33	181	118	117	85	241	635	441	359	409	393
Total attendance	611	604	826	0	0	0	0	0	0	0	0	0	674	2,041	1,184	10,953	6,126	7,602	10,197	14,362	9,682	7,718	6,679	7,418	7,048
Meeting Rm (not lib pgrms)	13	10	10	0	0	0	0	0	0	0	0	0	15	33	38	240	190	185	0	73	277	175	154	154	76
VOLUNTEERS																									
Number	4	7	9	0	0	0	0	0	0	0	0	0	2	20	4	30	26	20	16	6	45	55	25	1	15
Hours worked	12.00	13.75	17.75	0.00	0.00	0.00	0.00	0.00	0.00	0.00	0.00	0.00	8.50	44	14	107	79	56	54	26	125	233.00	162.00	8.00	43.00
COMPUTER STATS																									
Public Computer sessions	252	296	234	0	0	0	0	0	0	0	0	0	282	782	553	2,266	1,936	1,939	1,043	1,177	5,141	6,273	7,458	7,395	8,541
Wireless sessions	518	564	609	0	0	0	0	0	0	0	0	0	509	1,691	1,066	6,999	7,370	5,562	4,072	2,492	6,353	6,630	7,711	7,807	7,147
Facebook Followers	1,845	1,859	1,889	0	0	0	0	0	0	0	0	0	1,501	1,889	1,501	1,482	1,370	1,214	1,067	1,020	959	833	736	650	578

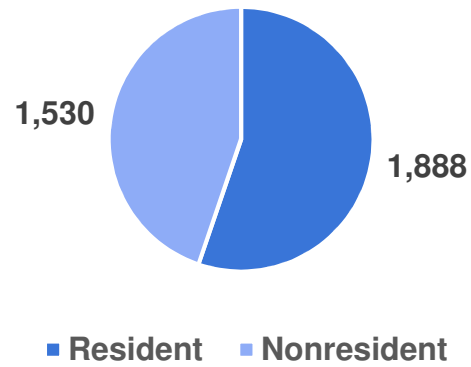
Clintonville Public Library March 2026 Programs & Circulation Statistics



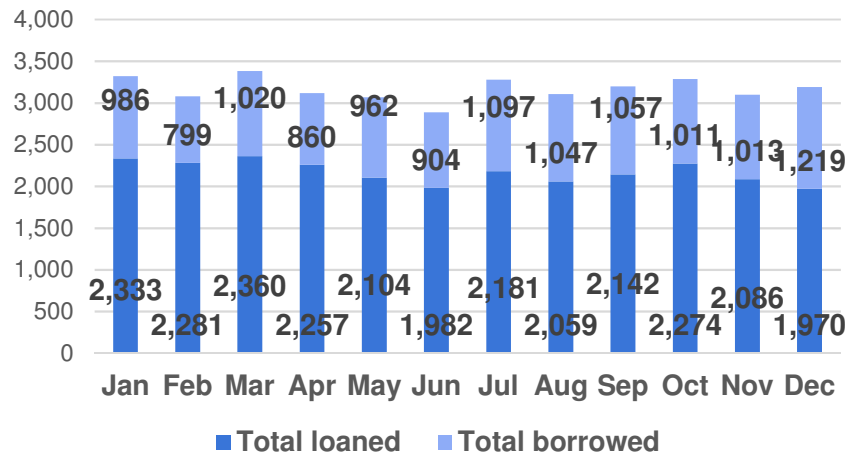
2026 1st Quarter Registered Borrowers



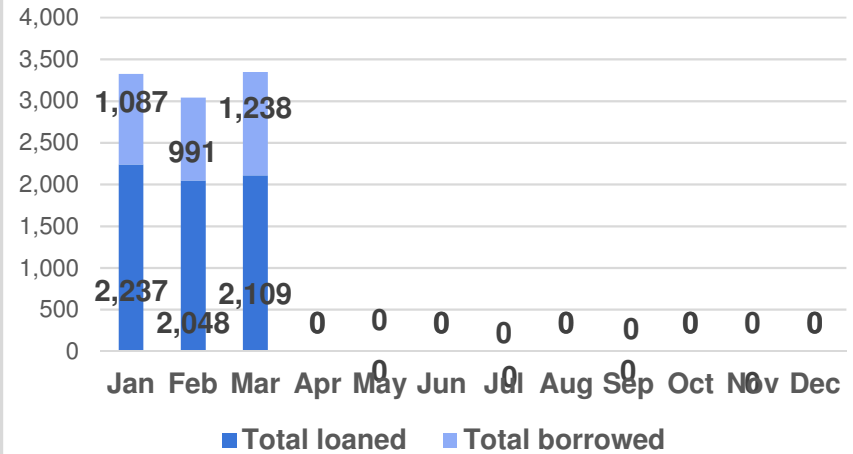
2026 1st Quarter Registered Borrowers



Interlibrary Loan 2025



Interlibrary Loan 2026



LIBRARY PROGRAMMING MAR 2026

KIDS PROGRAMS

25 Programs
641 Attendees

TEEN PROGRAMS

1 Program
9 Attendees

ADULT PROGRAMS

3 Programs
51 Attendees

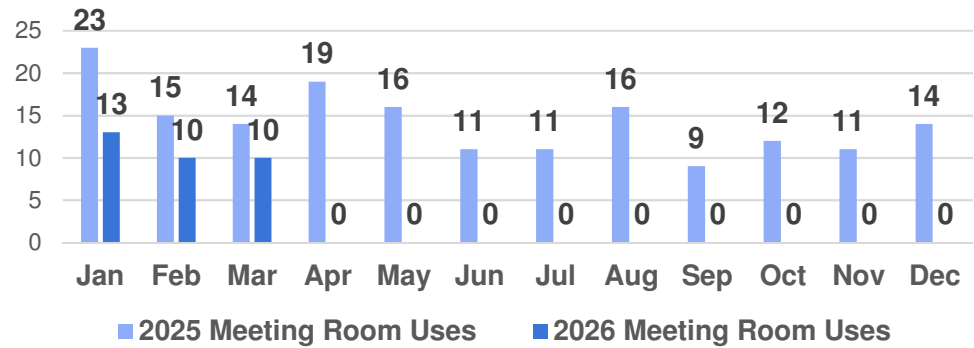
OUTREACH|GEN. INTEREST

3 Programs | 1 Program
159 Attendees | 105 Attendees

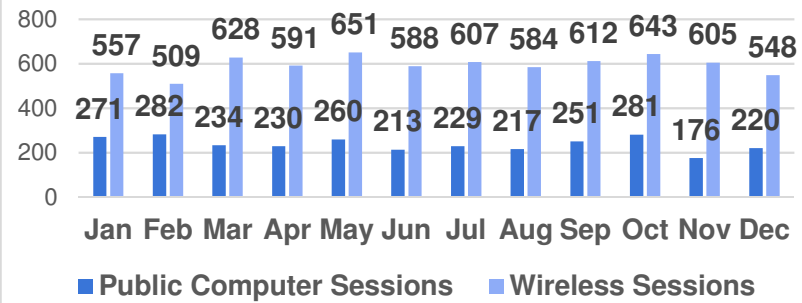
TOTAL PROGRAMS

33 Total Programs
826 Attendees

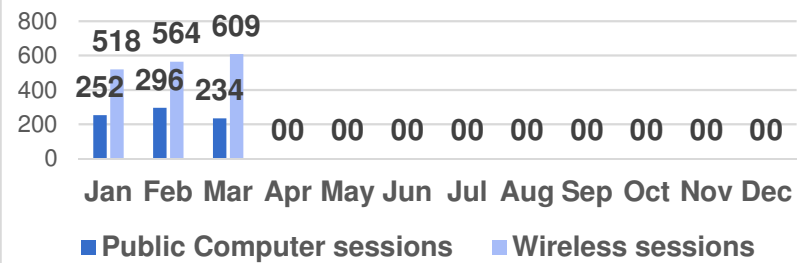
Meeting Room Uses



Public Computer & WiFi Sessions 2025



Public Computer & WiFi Sessions 2026



March 13, 2026, AAC Proposal for InfoSoup Advantage Funding

Committee

James Berven (Kaukauna), Rebecca Buchmann (Door), Megan Kloeckner (Little Chute), Kristin Laufenberg (OWLS), Meredith Miller (Scandinavia), Amy Peterson (Oconto), Holly Selwitschka (Kimberly), Michaela Woodward (Shiocton)

Contents

1	Executive Summary
1	Goals
1	Background on the Digital Library Infrastructure
3	Statement of Need
4	Proposal
6	Library-Level Advantage Accounts

Executive Summary

Circulation of digital OverDrive titles is, increasingly, a core library service, currently representing around 20% of total OWLSnet circulation and increasing every year. To meet expected future growth in demand, the OverDrive Advantage Funding Committee recommends requiring every OWLSnet library to contribute to the Infosoup OverDrive Advantage account and implementing a usage-based funding structure over the next three years, 2027 – 2029. The goal of this proposal is for OWLSnet libraries to collectively fund the Infosoup Advantage account in the same total dollar amount they are collectively contributing to the state-wide OverDrive collection.

Goals

- Improve the patron experience in terms of wait times and the depth, breadth, and diversity of the digital collection.
- Better meet the current OWLSnet demand for digital titles.
- Be better prepared for demand to increase in the coming years.
- Ensure that the Infosoup Advantage collection is funded equitably by all OWLSnet libraries.
- Provide libraries with the tools and data to more closely align their collection development budgets with circulation as regards format (digital vs physical).

Background on the Digital Library Infrastructure

Titles that WPLC purchases: "the consortium" or "the state-wide collection"

*budget set by the WPLC board

*available to every public library user in the state

*billed to each system, based on usage and population, and then back to each library

*titles chosen by the WPLC Selection Committee, with reps from each library system

Titles that a library or library system purchases: "the Advantage collection"

*titles purchased by OWLSnet and OWLSnet libraries belong to the InfoSoup Advantage collection

*titles are available first-come, first-served to all InfoSoup patrons

*paid for with the OWLSnet budget, with county contributions (Outagamie and Waupaca counties), and by individual libraries making additional purchases

Titles first purchased by an Advantage account and then shared with WPLC: "Advantage Plus"

*after all Infosoup patron holds have been filled, an Infosoup Advantage title may become available to all WPLC consortium patrons

*happens automatically

*still maintains priority for Advantage patrons

*titles in the Metered Access by Checkout models are not included

Statewide Advantage Spending

WPLC tracks Advantage spending at the system level. The yellow column below represents each system's average Advantage spend for the three-year period of 2022 through 2024. The OWLS Advantage spend is only the system's purchases; the NFLS buying pool contribution and Advantage spend include Brown County Library, which does not participate in the Infosoup Advantage collection.

	2024 Buying Pool Contribution	Advantage Spend (Past 3 year average)	Total Contribution	Percentage of Total Contribution
Southwest Wisconsin Library System	\$ 31,354	\$ 11,487.91	\$ 42,841	2%
Wisconsin Valley Library Service	\$ 73,397	\$ 11,613.83	\$ 85,011	3%
Winding Rivers Library System	\$ 78,240	\$ 13,120.83	\$ 91,361	3%
Outagamie Waupaca Library System	\$ 59,543	\$ 23,740.72	\$ 83,284	3%
Manitowoc-Calumet Library System	\$ 23,144	\$ 33,911.60	\$ 57,055	2%
Northern Waters Library Service	\$ 49,720	\$ 35,867.17	\$ 85,587	3%
Prairie Lakes Library System	\$ 90,251	\$ 40,845.70	\$ 131,097	5%
Kenosha County Library System	\$ 34,276	\$ 40,930.61	\$ 75,207	3%
Monarch Library System	\$ 112,253	\$ 44,561.75	\$ 156,814	6%
Nicolet Federated Library System*	\$ 108,554	\$ 60,756.43	\$ 169,310	6%
South Central Library System	\$ 334,270	\$ 93,322.30	\$ 427,592	16%
IFLS Library System	\$ 145,757	\$ 111,119.29	\$ 256,876	10%
Bridges Library System	\$ 149,150	\$ 146,571.51	\$ 295,721	11%
Winnefox Library System	\$ 78,461	\$ 175,338.38	\$ 253,799	9%
Milwaukee Co. Federated Library System	\$ 172,741	\$ 303,723.55	\$ 476,464	18%
TOTALS	\$ 1,541,110.00	\$ 1,146,911.57	\$ 2,688,021.57	100%
*NFLS Advantage spend includes Brown County.				

Hoopla

In 2025, many libraries and systems statewide are reducing Hoopla spending or canceling their contracts altogether in favor of increasing funding for OverDrive. While patrons love Hoopla, libraries and systems are finding it unsustainable within their budgets. Between 2015-2024, WPLC’s average cost per circ (CPC) was \$0.32 (per WPLC’s annual membership meeting, April 2025), while Hoopla’s CPC is as high as \$3.99 for certain items.

OWLSnet never offered Hoopla at the system level. The decision to offer Hoopla and how much to spend on it will remain a local decision for OWLSnet member libraries. For the context of this discussion, several systems and libraries have plans to increase their Overdrive Advantage spending in the wake of Hoopla cancellations.

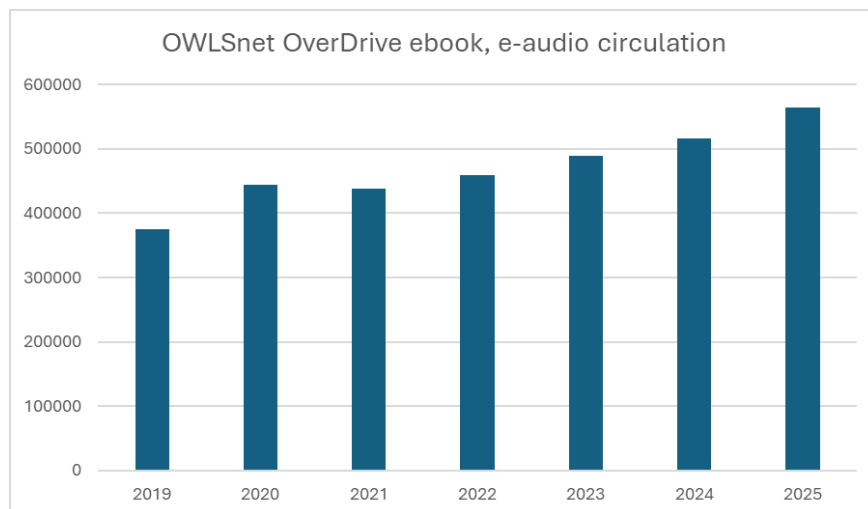
- Milwaukee County Federated Library System is dropping Hoopla in 2026 and adding \$100,000 to their Advantage budget.
- Bridges Library System is in the process of dropping Hoopla.
- South Central Library System only has 5 Hoopla libraries remaining.
- Prairie Lakes Library System is dropping Hoopla.
- At the local library level, many libraries have dropped Hoopla or limited usage.

OWLSnet, with Advantage spending already on the low end, will comparatively have a very small Advantage collection relative to our peers in the state. With this disparity, some would argue that we are not meeting our resource sharing obligations at the state level.

Statement of Need

Patron demand for digital titles is significant, and growing

Digital circulation via OverDrive has evolved into a core library service. Patron demand is growing every year and represents approximately 20% of annual OWLSnet circulation.



Current funding cannot keep up with demand and prices

Digital titles are much more expensive than their print counterparts and often come in limited (i.e. expiring) license formats. With current funding levels, OWLSnet struggles to keep up with purchasing new releases, managing wait times on older but still popular titles, replenishing metered licenses that expire with unfilled holds, and dealing with the growth in popularity of digital materials. Holds on new releases regularly exceed a 70:1 hold ratio, and patrons regularly experience wait times of six months or longer, even for older or less popular titles. See “More Than Words: The Price and Politics of Ebooks and Audiobooks” <https://wplc.info/for-patrons/cost-of-ebooks-and-why-it-matters/>

Libraries compete with other services

Readers have many options for accessing digital titles quickly (in most cases, instantly) and relatively inexpensively on other, non-library platforms such as Amazon. We need to reduce wait times and maintain a robust collection to attract and keep patrons using this service.

Since all patrons have access, all libraries should contribute

Despite significant use across all OWLSnet libraries, the InfoSoup Advantage collection is not funded by all OWLSnet libraries, leading to inequality within the system. While each library currently contributes to the WPLC (state-wide) OverDrive collection, OWLSnet has no systematic method for libraries to contribute equitably to the InfoSoup Advantage collection. A handful of OWLSnet libraries do contribute to the collection, but the vast majority do not. This practice is neither equitable nor sufficient to fund the InfoSoup Advantage collection, a service that every single OWLSnet patron has equal access to.

Proposal

Starting in 2027 with a phase-in period over three years, OWLSnet libraries will begin to collectively invest the same total dollar amount in the InfoSoup Advantage collection as they are collectively contributing to the WPLC state-wide collection.

- Each library’s Advantage fee share will be calculated by multiplying the total OWLSnet WPLC buying pool amount by the library’s percentage of the total OWLSnet usage of Overdrive ebooks and audiobooks in the prior year.
 - Matching the total WPLC buying pool invoice amounts will ensure the core InfoSoup Advantage collection is more adequately and reliably funded.
 - Most years, this will also automatically include an increase (WPLC typically approves an annual 5% increase), which will help offset price increases in the OverDrive Marketplace as well as growth in circulation.
 - If WPLC changes their fee schedule significantly, AAC will convene an ad hoc committee to reconsider annual obligations to the InfoSoup Advantage account.

Phase-in Period

- In 2027, libraries will be responsible for contributing 1/3 of their calculated obligation to the InfoSoup Advantage account.
- In 2028, libraries will be responsible for contributing 2/3 of their calculated obligation to the InfoSoup Advantage account.
- In 2029 and every year afterward, libraries will contribute 100% of their calculated obligation to the InfoSoup Advantage account.

Purchasing Practices

- Libraries will have the choice to make their own Advantage purchases or delegate that responsibility to OWLSnet staff and be invoiced.
- All WPLC and Advantage selectors must adhere to the [WPLC Collection Development Policy](#).
- Libraries may make their own purchases based on local collection development criteria, local holds reports, upcoming programs, etc. System staff will provide training and support to libraries wishing to do their own purchasing.
- Libraries that elect to do their own purchasing must make OverDrive purchases regularly, as a means of actively managing wait times and providing access to popular titles in a timely manner. An appropriate schedule might be quarterly or monthly purchases for larger libraries and twice a year for the smallest libraries.
- If libraries delegate purchasing to OWLSnet, system staff will make regular purchases based on local holds reports and/or library requests.

Noncompliance

In the event of noncompliance, OWLSnet may remove a library's access to the InfoSoup Advantage collection. For additional information on penalties and potential for fee adjustments, please refer to the [OWLSnet Resource Sharing Policy](#) and [OWLSnet Fee Structure](#) documents.

Gauging Success

OWLSnet will utilize the reporting features available to us for metrics like wait times, collection size, and circulation. While viewing Advantage-level wait times is not currently an option in OverDrive, we can obtain limited library-level wait time information. We will continue to lobby OverDrive for improved reporting options on this metric. We will also request regular Partner Analysis Review (PAR) reports from OverDrive for detailed information on metrics like checkout spend efficiency and availability of unique titles.

Library-Level Advantage Accounts

Equitable funding of the InfoSoup Advantage collection is the best, most efficient means of providing digital titles to InfoSoup patrons. Thus, the committee recommends that InfoSoup libraries focus their funds and collection development efforts on the InfoSoup Advantage collection:

- Licenses purchased with library-level Advantage accounts first fill the purchasing library's patron holds.
- The unused or extra licenses from these library-level Advantage accounts flow up to the WPLC collection, bypassing the InfoSoup Advantage account entirely.
- Maintaining a library-level Advantage account, in addition to the annual WPLC share and a required contribution to the InfoSoup Advantage account, would be more difficult for the smallest libraries. This could potentially result in a fracturing of services and migration of patrons away from those libraries, as we have seen with Hoopla.
- Avoiding library-level Advantage accounts most closely aligns with the OWLSnet resource sharing policy for physical items, in terms of making all items available to all OWLSnet cardholders, freely sharing circulating materials, and serving all patrons in a first-come, first-serve manner.

However, as with physical Lucky Day collections, the committee recognizes that libraries may want to create and fund their own, library-level Advantage accounts.

- There are specific situations when using a local Advantage account would be financially and logistically appropriate without negatively affecting the wider InfoSoup system:
 - author visits, city- or county-wide read events, or similar
 - using the Cost Per Circ license model to fill unique or niche patron requests, satisfy old holds, or purchase book club copies
- Libraries with their own Advantage accounts must meet their InfoSoup Advantage funding obligations in full before utilizing a library-level Advantage account under the parameters described above.
- OverDrive notifies system staff when a library starts the process of opening a local Advantage account. System staff should be added as a user with admin privileges to all library-level Advantage accounts, for the purposes of statistical recordkeeping, providing support, running title reports to avoid duplication in purchasing, and in the event of staff turnover.

Notes:		* Columns G, H, I, and J show an example of what these costs could look like for each library, if we had started assessing them in 2026.						
		* OverDrive magazine checkouts are not treated as circulation and their cost is not billed back to the libraries. They are not included in these figures.						
	2024 Total OD circ	2024 OD circ percent of OWLSnet total	2026 WPLC buying pool share (invoiced by system)	Example 2026 Adv share TOTAL, based on WPLC total, usage %	Example 2026 Cost (1/3)	Example 2027 Cost (2/3, plus 5% increase)	Example 2028 Cost (100%, plus 5% increase)	
Algoma Public Library	9317	1.81%	\$ 1,493.61	\$ 1,833.74	\$ 611.25	\$ 1,283.62	\$ 1,925.43	
Door County Library	57695	11.19%	\$ 10,842.03	\$ 11,355.36	\$ 3,785.12	\$ 7,948.75	\$ 11,923.13	
Farnsworth Public Library	8623	1.67%	\$ 1,475.67	\$ 1,697.15	\$ 565.72	\$ 1,188.01	\$ 1,782.01	
Florence County Library	3855	0.75%	\$ 925.47	\$ 758.73	\$ 252.91	\$ 531.11	\$ 796.67	
Gillett Public Library	4009	0.78%	\$ 506.69	\$ 789.04	\$ 263.01	\$ 552.33	\$ 828.49	
Kewaunee Public Library	5826	1.13%	\$ 956.18	\$ 1,146.66	\$ 382.22	\$ 802.66	\$ 1,203.99	
Lakes Country Public Library	6511	1.26%	\$ 951.34	\$ 1,281.48	\$ 427.16	\$ 897.03	\$ 1,345.55	
Lena Public Library	2897	0.56%	\$ 533.94	\$ 570.18	\$ 190.06	\$ 399.13	\$ 598.69	
Marinette County	35922	6.97%	\$ 8,596.37	\$ 7,070.06	\$ 2,356.69	\$ 4,949.04	\$ 7,423.57	
Oconto Falls Community Library	10348	2.01%	\$ 1,271.21	\$ 2,036.66	\$ 678.89	\$ 1,425.66	\$ 2,138.50	
Oneida Community Library	899	0.17%	\$ 675.30	\$ 176.94	\$ 58.98	\$ 123.86	\$ 185.79	
Shawano County Library	31524	6.11%	\$ 8,742.02	\$ 6,204.46	\$ 2,068.15	\$ 4,343.12	\$ 6,514.68	
Suring Area Public Library	2038	0.40%	\$ 803.78	\$ 401.11	\$ 133.70	\$ 280.78	\$ 421.17	
	179464	34.80%	\$ 37,773.61	\$ 35,321.58	\$ 11,773.86	\$ 24,725.11	\$ 37,087.66	
Appleton Public Library	168355	32.65%	\$ 32,054.29	\$ 33,135.14	\$ 11,045.05	\$ 23,194.60	\$ 34,791.90	
Black Creek Village Library	4579	0.89%	\$ 794.16	\$ 901.23	\$ 300.41	\$ 630.86	\$ 946.29	
Clintonville Public Library	8480	1.64%	\$ 1,707.85	\$ 1,669.01	\$ 556.34	\$ 1,168.31	\$ 1,752.46	
Hortonville Public Library	15716	3.05%	\$ 2,594.92	\$ 3,093.18	\$ 1,031.06	\$ 2,165.22	\$ 3,247.84	
Iola Village Library	3015	0.58%	\$ 560.48	\$ 593.40	\$ 197.80	\$ 415.38	\$ 623.07	
Kaukauna Public Library	27081	5.25%	\$ 5,806.73	\$ 5,330.00	\$ 1,776.67	\$ 3,731.00	\$ 5,596.50	
Kimberly Public Library	26669	5.17%	\$ 4,612.25	\$ 5,248.91	\$ 1,749.64	\$ 3,674.24	\$ 5,511.36	
Little Chute Public Library	18966	3.68%	\$ 4,000.50	\$ 3,732.83	\$ 1,244.28	\$ 2,612.98	\$ 3,919.47	
Marion Public Library	2995	0.58%	\$ 565.57	\$ 589.47	\$ 196.49	\$ 412.63	\$ 618.94	
Muehl Public Library	8868	1.72%	\$ 1,644.27	\$ 1,745.37	\$ 581.79	\$ 1,221.76	\$ 1,832.64	
Neuschafer Community Library	3233	0.63%	\$ 532.91	\$ 636.31	\$ 212.10	\$ 445.42	\$ 668.13	
New London Public Library	13131	2.55%	\$ 2,680.20	\$ 2,584.41	\$ 861.47	\$ 1,809.08	\$ 2,713.63	
Scandinavia Public Library	959	0.19%	\$ 175.89	\$ 188.75	\$ 62.92	\$ 132.12	\$ 198.18	
Shiocton Public Library	1452	0.28%	\$ 305.81	\$ 285.78	\$ 95.26	\$ 200.04	\$ 300.07	
Sturm Memorial Library	3457	0.67%	\$ 644.76	\$ 680.40	\$ 226.80	\$ 476.28	\$ 714.42	
Waupaca Area Public Library	25301	4.91%	\$ 4,280.30	\$ 4,979.67	\$ 1,659.89	\$ 3,485.77	\$ 5,228.65	
Weyauwega Public Library	3913	0.76%	\$ 751.08	\$ 770.15	\$ 256.72	\$ 539.10	\$ 808.65	
	336170	65.20%	\$ 63,711.97	\$ 66,164.00	\$ 22,054.67	\$ 46,314.80	\$ 69,472.20	
OWLSnet Totals, Average	515634	100.00%	\$ 101,485.58	\$ 101,485.58	\$ 33,828.53	\$ 71,039.91	\$ 106,559.86	
\$ 37,773.61	Nicolet 2026 WPLC buying pool bill, based on 2024 usage/pop, not including Brown, Menominee.							
	Shares based 50% on service population, 50% OverDrive usage							
\$ 63,711.97	OWLS 2026 WPLC buying pool bill, based on 2024 usage/pop							
	Shares based 25% on municipal population, 75% OverDrive usage							
\$ 101,485.58	OWLSnet 2026 WPLC buying pool bill							

RE: Hoopla Digital Budget Discussion

From Zoe Lyons <ZLyons@midwesttapes.com>

Date Wed 4/1/2026 9:26 AM

To Jamison Hein <jhein@clintonvillelibrary.org>

 3 attachments (8 MB)

Annual Review Powerpoint Dashboard (9).pptx; Circ by format report total cost.png; circ by format report average cost.png;

Hello Jamison!

I received word back that there is a delay with our analytics team and they are unsure if they can provide a detailed presentation for you by April 6th. So, I have taken a look at the reporting through the Midwest Tape website and have tried my best to calculate how this would affect the monthly budget. Please account for human error as I am unfortunately not as good as our analytics team.

The average cost per circ for audio books is at \$2.70 for your library. When a price cap of \$2.84 is made to audio books there is usually a 19% decrease in the monthly budget. I looked at the circulation by format reports and the trending titles report for the month of March 2026 which was your highest month at \$802.70 and found that:

Out of 249 audio books circulations:

94 circulations were at \$2.89 = \$271.66

57 circulations were at about \$2.99 = \$170.43

19 circulations were at \$3.99 = \$75.81

All other circulations would fall below \$2.84 so I left those out. A price cap of \$2.84 on audiobooks alone would have decreased your budget significantly. Audio books for the month of March spent \$669.

Out of 39 eBook circulations:

Only three titles from what I saw were borrowed above the \$2.84 price. Average eBook price is at \$1.99 so I do not see a price cap above that making much of a change. If you were to lower eBook price cap to \$1.99 paired with the audiobooks at \$2.84 there would be about a 25% decrease in the monthly budget.

Finally, if you were to lower the circulations from 4 to 3 there would be about a 15% decrease. I would recommend starting with the audiobook price cap and see how that effects budget and patron usage.

Since I promised a visual presentation, I included screen shots of the reports I looked at as well as an annual review. If the analytics team can get back with us in time I will send it over to you! I apologize for not being able to provide what was promised.

Best,

Clintonville Farmers Market

Proposal to Host at Clintonville Public Library Green Space

The Proposal

- Host the Clintonville Farmers Market at the Clintonville Public Library green space beginning Summer 2026
- Proposed Market Date/Time: **Sundays 11:00 AM – 3:00 PM**
- Market Season **Sunday June 7th- Sunday October 4th =18 wks**
- Managed by CCC/ Weekly Market Manager: Hanna Redd

Why the Library Green Space?

- Open, welcoming green space with ample room for vendor tents, food trucks, and community gathering
- Central, walkable downtown location easy to find and accessible for all ages and abilities
- Natural synergy with summer library programming storytime and educational activities can connect directly with market days/ market invest into library and green space.
- Room to grow: space accommodates expansion of vendors, entertainment, and community events season over season
- Supports local economic activity and strengthens community connections

What the Market Would Include

- Local vendor stalls: produce, baked goods, artisan crafts, specialty foods, and more
- EBT/SNAP accepted: dedicated processing station on-site
- Food truck parking along the green space perimeter in parking lot
- Live music and community entertainment
- Feature library resources, new programs, and card sign-ups at a dedicated library table

Key Considerations

- Restroom access: coordinate Sunday library access and/or portable restroom plan
- Parking: 11 AM start aligns with post-church availability; overflow parking to be coordinated
- Electrical needs
- Community awareness campaign: social media, local press, and signage to announce the new location